

Presidential *Steel Carriage Doors*



Part of the Aristocrat Series by



SAFE-WAY
GARAGE DOORS

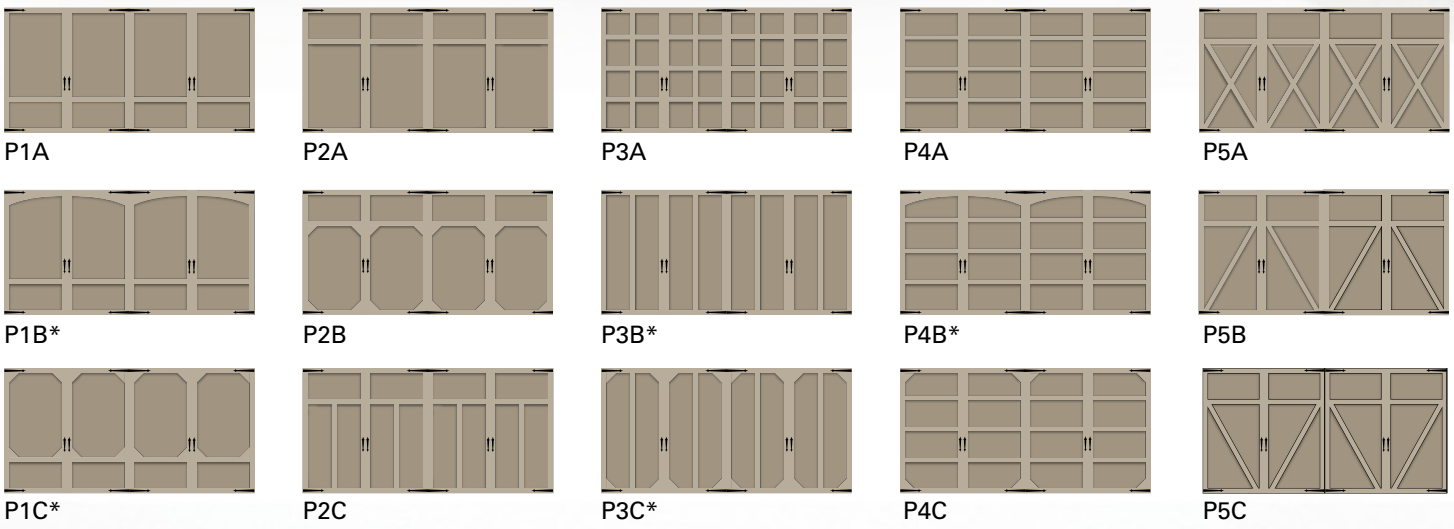
Make a Statement

The Presidential Series adds prestige to the most humble of homes. With the power of steel, these elegant carriage-style doors have the strength and durability to deliver outstanding performance for many years. A vast variety of models and styles ensures a perfect fit for any home or application.

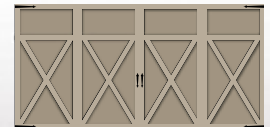


16'–20' Double Doors

Presidential Premium Option
Shown Above



Optional Hardware Placement
For 16'–20' Doors



Window Options



*No Window Options Available

Hardware shown may not be included; please see your local dealer for details.

Door & Window Selections



Sizes: 8', 9' & 10'



Sizes: 12' & 14'*



Size: 16'-20'

Washington P1 Series



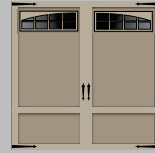
P1AS



P1AW1



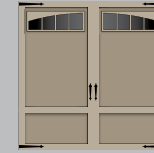
P1AW2



P1AW3



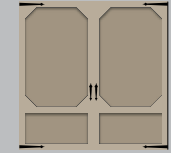
P1AW4



P1AW5



P1BS*



P1CS*

Jackson P2 Series



P2AS



P2AW1



P2AW2



P2AW3



P2AW4




P2AW5



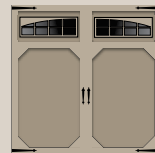
P2BS



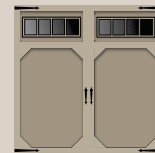
P2BW1



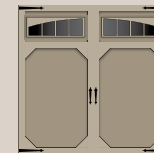
P2BW2



P2BW3



P2BW4



P2BW5



P2CS



P2CW1



P2CW2



P2CW3




P2CW4



P2CW5

*No Window Options Available
No window options available in 14' wide doors. Hardware shown may not be included; please see your local dealer for details.


Adams P3 Series



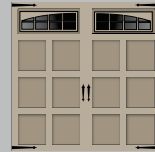
P3AS




P3AW1



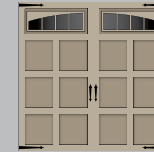
P3AW2




P3AW3



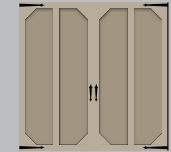
P3AW4



P3AW5



P3BS*



P3CS*

Jefferson P4 Series



P4AS



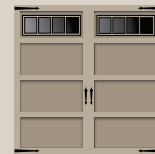
P4AW1



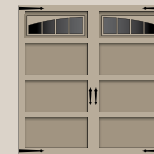
P4AW2



P4AW3



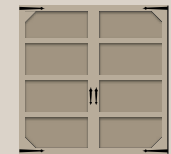
P4AW4



P4AW5

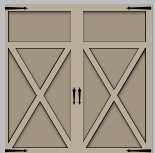


P4BS*



P4CS*

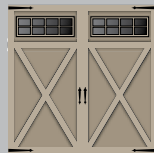
Lincoln P5 Series



P5AS



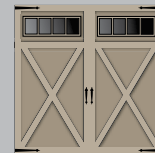
P5AW1



P5AW2



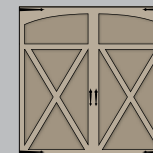
P5AW3



P5AW4



P5AW5



P5DS*



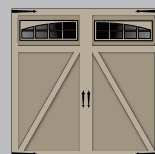
P5BS



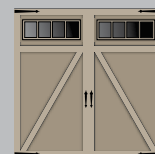
P5BW1



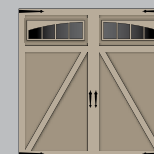
P5BW2



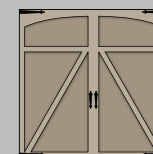
P5BW3



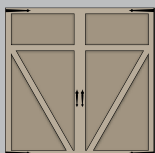
P5BW4



P5BW5



P5ES*



P5CS



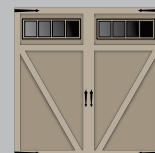
P5CW1



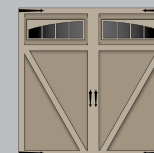
P5CW2



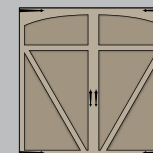
P5CW3



P5CW4




P5CW5



P5FS*

Hardware & Construction

Base Door Colors




* Window frames and designs come in white on almond, sandtone and desert tan doors unless otherwise specified.



Overlay Color

Presidential Premium Option



- Presidential Premium provides a completely vinyl covered surface.
- Vertical tongue and groove vinyl boards are applied over the steel surface.
- Design trim boards are applied over the vertical boards in any of the designs described in this brochure.
- Presidential Premium is available in white only.

*Above door is painted gray to highlight the vertical boards. Actual product is only available in white.

Details

- Base door and overlay material are woodgrain textured.
- 18 designs available
- Overlay color is available in white only.
- Presidential Series doors are available up to 10' in height. Windows are available in most heights; however, doors over 8' may be more aesthetically pleasing without windows. Customized sizes over 10' are available. Please consult your dealer for details.
- 5 window designs available.
- The Presidential Series base and overlays can be painted. Safe-Way specifies Sherwin-Williams® VinylSafe™ paint colors only (available in Sherwin-Williams Duration® Exterior Coating or SuperPaint® Exterior Paint). Failure to use this paint will void the product warranty.

Handles



Carriage Knocker Kit



Hammered Iron Handle



Carriage Handle



*Steel Handle

Hinges



*Steel Strap Hinge



Steel Heritage Hinge



Plastic Strap Hinge



Hammered Iron Hinge



Plastic Heritage Hinge

* 4 steel strap hinges and 2 steel handles. Additional items are optional.

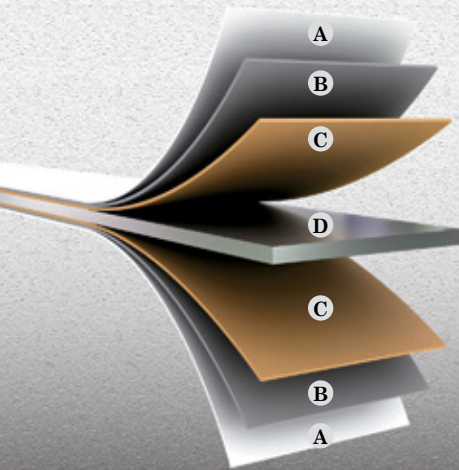
Decorative Hardware



Iron Stud with Screw



Hammered Iron Stud

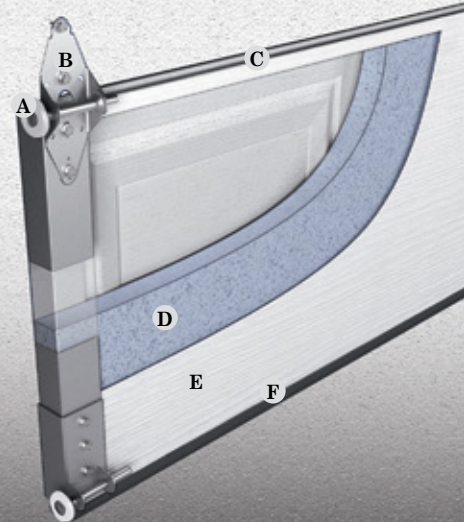


Steel Breakout

- A. Finish Painted Coat
- B. Primer Coat
- C. Galvanized Layer
- D. Steel

Door Construction

- A. 11 ball nylon rollers provide quiet operation and long lasting durability.
- B. Heavy duty galvanized 14 gauge hardware
- C. Tongue and groove design provides weathertight section joints
- D. 2" expanded polystyrene insulation provides an R-Value of 10.25.
- E. Steel skins inside and out provide maximum durability.
- F. Aluminum bottom retainer with vinyl weatherstrip.



Distributed by:



DASMA
Door & Access Systems
Manufacturers Association
International



IDA
International Door Association
Enhancing the Value and Performance
of Door & Access Systems Dealers



SAFE-WAY®
GARAGE DOORS

Make a Statement

As Safe-Way Door constantly strives to improve our product, all specifications listed in this informative brochure are subject to change without notice or obligation. Printed color may vary from actual color, please check with your local dealer for color swatches.

12-13

3814 East U.S. 30 • Warsaw, IN 46580
574-267-4861 • Fax: 574-267-2871

www.safewaydoor.com